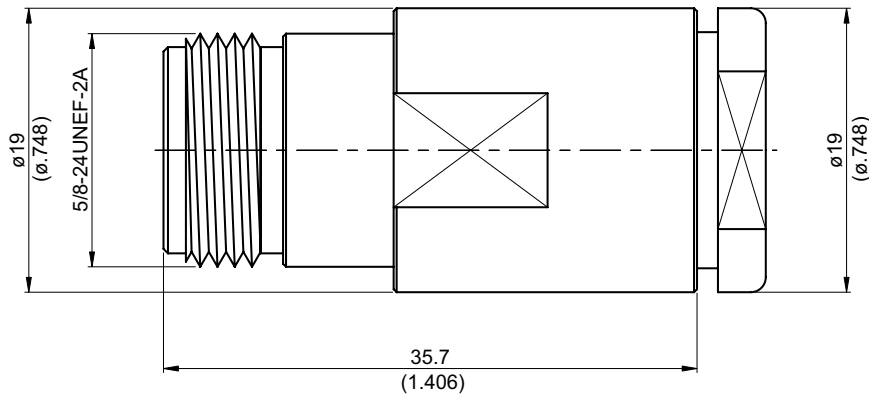


N8200B-0011	N Jack Clamp	75Ω
-------------	--------------	-----



Parts	Material	Plating (Micro-inch)
Nut	Brass	Tin-Zinc-Copper-Alloy 100 Over Copper 50
Gasket	Silicon	
Braid Clamp	Brass	Tin-Zinc-Copper-Alloy 100 Over Copper 50
Contact Pin	Phosphor Bronze	Gold 5 Over Nickel 50 Over Copper 50
Washer	Brass	Tin-Zinc-Copper-Alloy 100 Over Copper 50
Insulator	Teflon	
Body	Brass	Tin-Zinc-Copper-Alloy 100 Over Copper 50

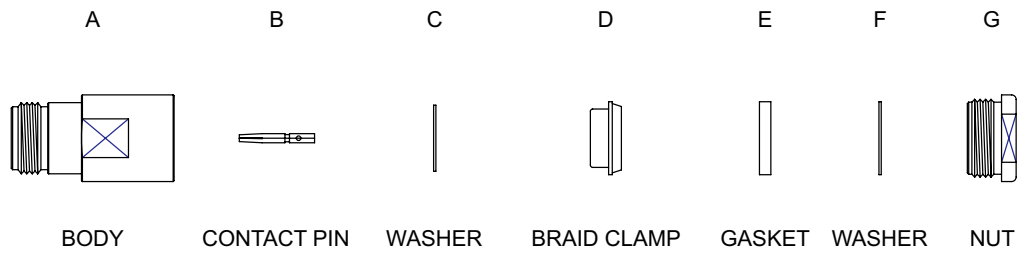
Weight:
Suitable Cables: RG11

This part number complies with RoHS.
Notice: JYEBAO reserves the right to make modifications deemed appropriate.

CABLE ASSEMBLY INSTRUCTION


N8200B-0011

JYE BAO CO., LTD.

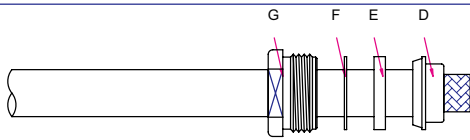


DIAGRAM

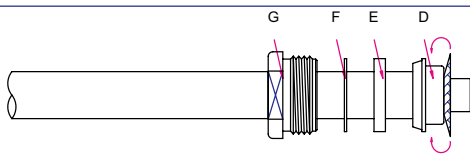
ASSEMBLY INSTRUCTION



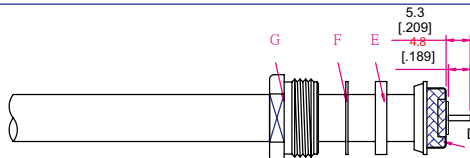
Step 1: STRIP AS SHOWN .



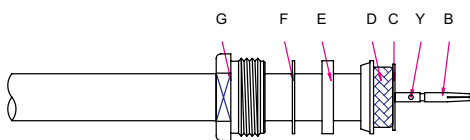
Step 2: SLIDE BRAID CLAMP " D " , GASKET " E " , WASHER " F " AND NUT " G " OVER CABLE .



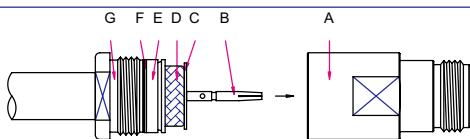
Step 3: WRAP THE BRAIDING OVER " D " .



Step 4: STRIP AS SHOWN .



Step 5: SLIDE PREPARED CABLE INTO WASHER " C " .
Step 6: PUT CONTACT PIN " B " ON CENTER CONDUCTOR AND SOLDER IN " Y " .



Step 7: FINALLY SCREW " G " ON THE CONNECTOR BODY " A " .

This part number complies with RoHS.

Notice: JYEBAO reserves the right to make modifications deemed appropriate.