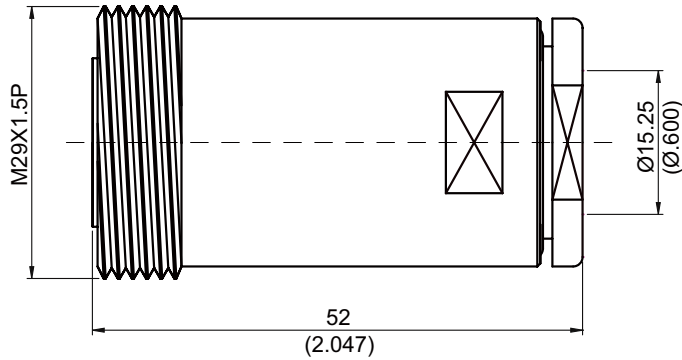


7/16-8200B-L600

7/16 Jack Clamp

50Ω



Note : Spring finger design ensures easy assembly

Parts	Material	Plating(Micro-inch)
Gasket	Silicon	
Nut	Brass	Tin-Zinc-Copper-Alloy 100 Over Copper 50
Washer	Brass	Tin-Zinc-Copper-Alloy 100 Over Copper 50
Braid Clamp	Brass	Tin-Zinc-Copper-Alloy 100 Over Copper 50
Barrel	Brass	Tin-Zinc-Copper-Alloy 100 Over Copper 50
Contact Pin	Phosphor Bronze	Silver 150 Over Copper 50
Insulator	Teflon	
Body	Brass	Tin-Zinc-Copper-Alloy 100 Over Copper 50

Weight: 143.52 g  
Suitable Cables: JBY600

This part number complies with RoHS.

Notice: JYEBAO reserves the right to make modifications deemed appropriate.

## CABLE ASSEMBLY INSTRUCTION

7/16-8200B-L600

JYE BAO CO., LTD.  
TAIPEI TAIWAN R.O.C

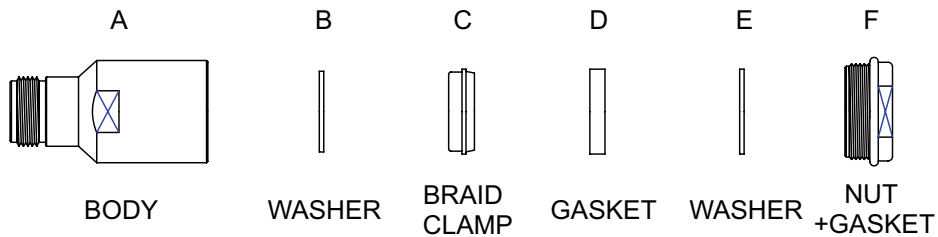

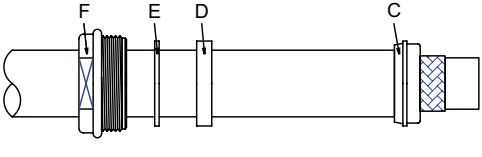
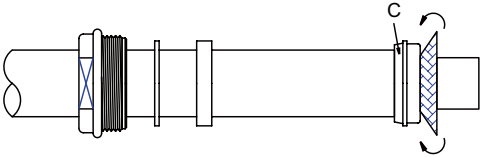
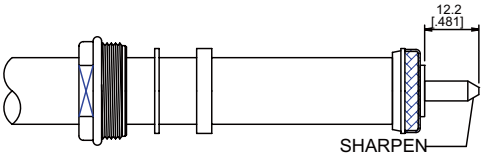
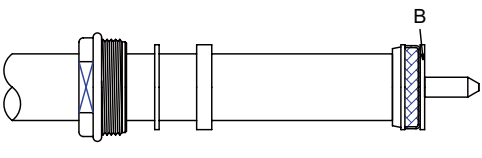
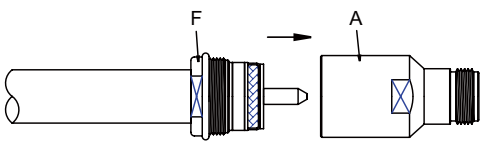


DIAGRAM	ASSEMBLY INSTRUCTION
	Step 1: STRIP AS SHOWN .
	Step 2: SLIDE BRAID CLAMP " C ", GASKET " D ", WASHER " E " AND NUT " F " OVER CABLE .
	Step 3: WRAP THE BRAIDING OVER " C " .
	Step 4: STRIP AS SHOWN. Step 5: SHARPEN CENTER CONDUCTOR TIP.
	Step 6: SLIDE PREPARED CABLE INTO WASHER " B " .
	Step 7: FINALLY SCREW " F " ON THE CONNECTOR BODY " A " .

**This part number complies with RoHS.**

**Notice: JYEBAO reserves the right to make modifications deemed appropriate.**